

# FORA®

## ACTIVE WIRELESS plus P30 Plus BT



### Quick Start User Guide

ForaCare Suisse AG  
Neugasse 55, 9000 St. Gallen,  
Switzerland  
www.foracare.ch

EC REP MedNet EC-REP GmbH  
Borkstraße 10, 48163 Münster,  
Germany



REF] FORA P30 plus BT



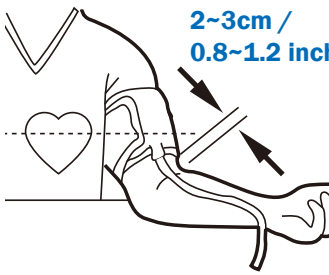
315-3129400-006

**1** Single/Average Measurement

A diagram showing the FORA P30 Plus BT device and its cuff connected by a tube.

**2**  10'


A line drawing of a person sitting in a chair, facing right, with their arms resting on their lap.

**3**  2~3cm / 0.8~1.2 inch

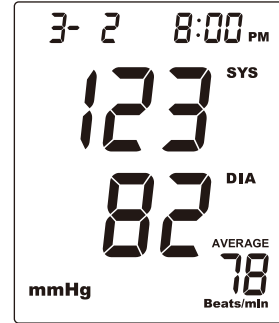
A line drawing of a person's arm with a cuff being placed around it. A heart icon is shown on the chest. Arrows indicate the cuff should be placed 2-3 cm (0.8-1.2 inch) above the elbow.

**4** 

A line drawing of the device with a finger pressing the power button.

**5** 

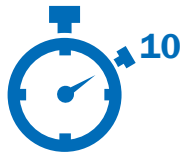
A diagram showing two hands with a large 'X' over them, and a separate drawing of a closed mouth, indicating that the user should not talk during the measurement.

**6** 

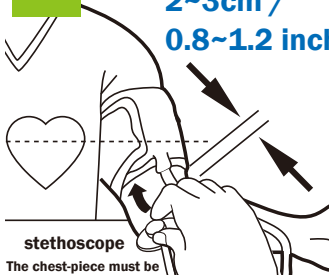
A photograph of the device's LCD screen. It displays '3-2 8:00 PM', '123' SYS, '82' DIA, and '78' AVERAGE Beats/min. The unit 'mmHg' is shown at the bottom left.

**1** Auscultatory Mode

A diagram showing the FORA P30 Plus BT device and its cuff connected by a tube.

**2**  10'

A line drawing of a person sitting in a chair, facing right, with their arms resting on their lap.

**3**  2~3cm / 0.8~1.2 inch


stethoscope  
The chest-piece must be placed either under the cuff, or 1-2cm below it.

A line drawing of a person's arm with a cuff and a stethoscope. A heart icon is shown on the chest. Arrows indicate the cuff placement. A separate drawing shows a stethoscope.

**4** 

Press and hold  until "AUS" symbol appears on the display.

A line drawing of the device with 'AUS' displayed on the screen. A finger is shown pressing the power button.

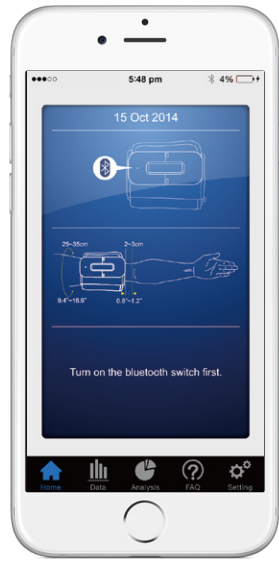
**5** 

A diagram showing two hands with a large 'X' over them, and a separate drawing of a closed mouth, indicating that the user should not talk during the measurement.

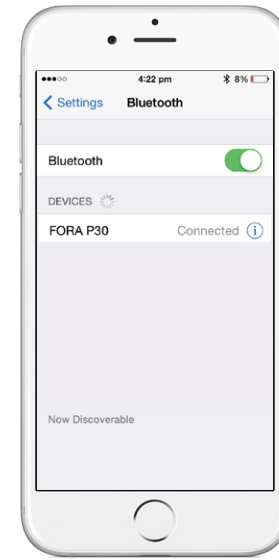

**6** 

A line drawing of a doctor in a white coat with a stethoscope. A thought bubble above the doctor's head contains the blood pressure readings '123' SYS and '82' DIA.


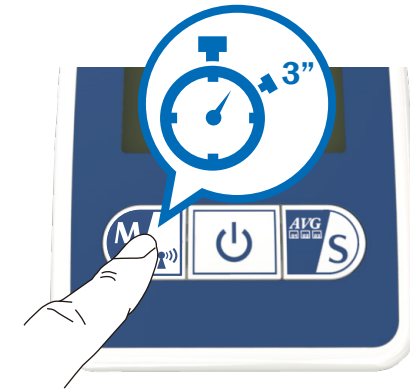
7



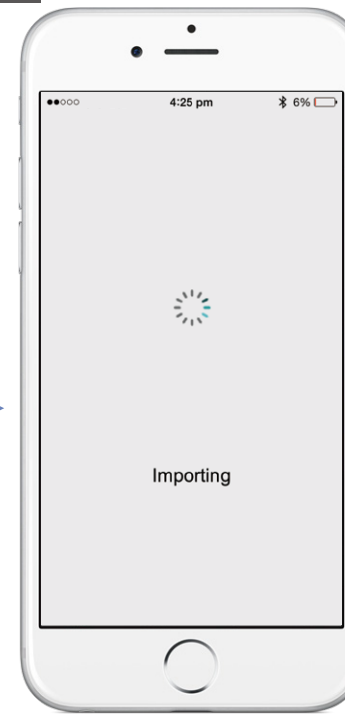
8



9



10



Apple and the Apple logo are trademarks of Apple Inc., registered in the U.S. and other countries. App Store is a service mark of Apple Inc.

Google Play and the Google Play logo are trademarks of Google LLC.

